

SunStar

Your best choice,
SunStar's Automation World



Car-Seat

SunStar
SUNSTAR MACHINERY CO., LTD.

Your best choice, SunStar's Automation World

I TRADE OFFICE I

#178-212, GAJWA-DONG, SEO-KU, INCHEON, KOREA
TEL:(82-32)580-5740-60 FAX:(82-32)584-3025-6
E-MAIL:sunstar@sunstar.co.kr fortuna@sunstar.co.kr

I OVERSEAS NETWORK I

SUNSTAR MACHINERY (SHANGHAI) CO.,LTD.
TEL : 86 21 6957 6311 FAX : 86 21 6957 6312
SUNSTAR MACHINERY SHANGHAI BRANCH
TEL : 86 21 6353 2233 FAX : 86 21 6353 8640
SUNSTAR QINGDAO BRANCH
TEL : 86 532 482 2236 FAX : 86 532 481 1262
SUNSTAR NANJING BRANCH
TEL : 86 25 464 7389 FAX : 86 25 464 7389
SUNSTAR HANGZHOU BRANCH
TEL : 86 571 8704 4709 FAX : 86 571 8601 6046
SUNSTAR TIANJIN BRANCH
TEL : 86 22 2445 8882 FAX : 86 22 2445 2400
SUNSTAR HONGKONG LTD.
TEL : 852 2729 707 FAX : 852 2729 7573
SUNSTAR GUANGDONG BRANCH
TEL : 86 769 249 1610 FAX : 86 769 234 4042
SUNSTAR FUJIAN BRANCH
TEL : 86 595 8859 8871 FAX : 86 595 8859 8872
SUNSTAR U.S.A INC.
TEL : 1 305 591 9596 FAX : 1 305 591 0661
SUNSTAR HOCHIMINH BRANCH OFFICE
TEL : 84 8 592 3703 / 883 3596 FAX : 84 8 592 3704
SUNSTAR HANOI BRANCH OFFICE
TEL : 84 4 783 1446 FAX : 84 4 783 1447
SUNSTAR NEW DELHI OFFICE
TEL : 91 124 280 3006 FAX : 91 124 280 3007
SUNSTAR JAKARTA BRANCH OFFICE
TEL : 62 21 4586 5839 FAX : 62 21 4586 5840
SUNSTAR MACHINERY(SINGAPORE)
TEL : 008 65 6341 5015 FAX : 008 65 6341 5016
SUNSTAR MACHINERY EUROPE G.M.B.H
TEL : 43 2236 660 229 FAX:43 2236 660 2293
SUNSTAR MACHINERY (THAILAND) CO.,LTD
TEL : 66 2 683 0088 FAX:66 2 683 0089

I W24H I For W24H SERVICE, Please contact!!
www.sunstarcs.com



U.S.A. Distributor

www.SewTrain.com

Collier Equipment Co.

PO Box 175 / 100 Mill Creek Circle

Lexington, AL 35648

Ph: (256) 229-6595 / Fx: (256) 229-6779

eMail: Parts@CollierEquipment.com

Professional Sales / Technical
Installation / Service / Parts

KM-1070BLX-7

KM-1072BLX-7

KM-1080BL-7

KM-1082BL-7

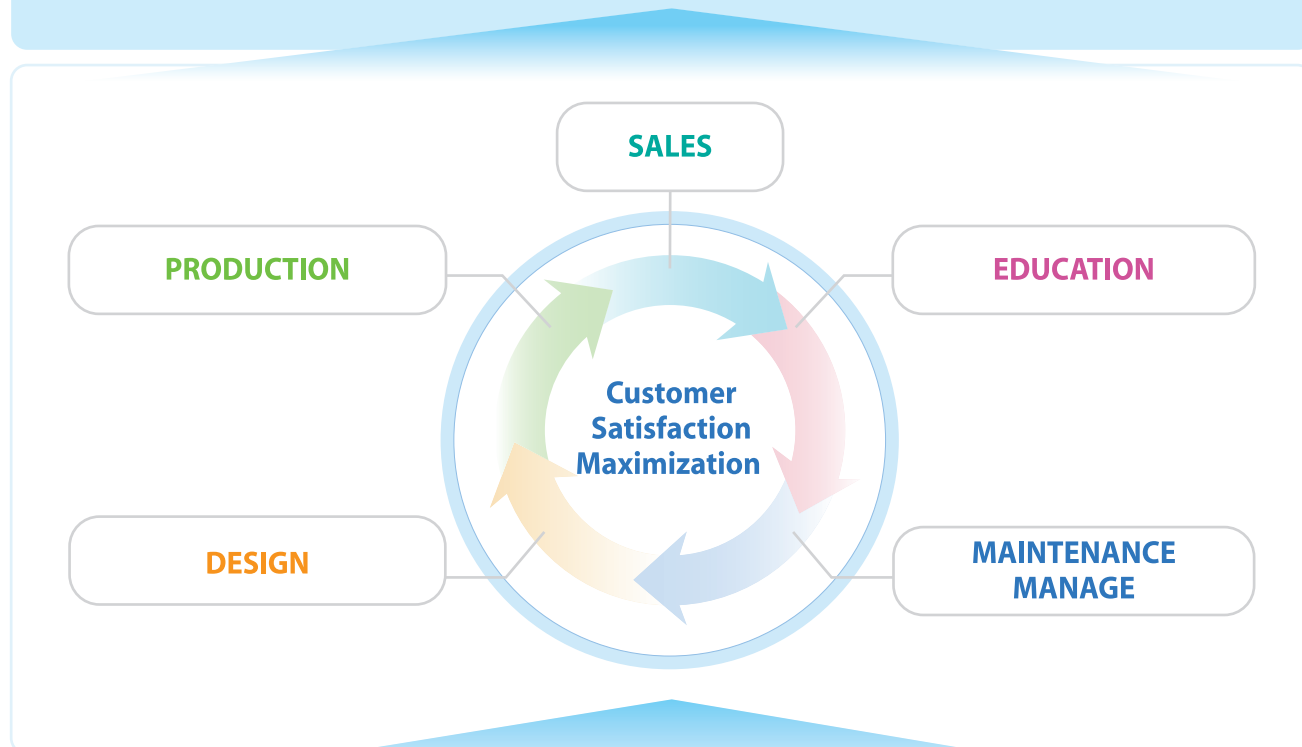
KM-640BL-7

Car Seat

❖❖ Newly introduced SunStar sewing machine for car seat produces delicate and fine stitches based on accumulated technical excellence. Powerful sewing and various functionalities provide the optimized sewing conditions for car seat production.



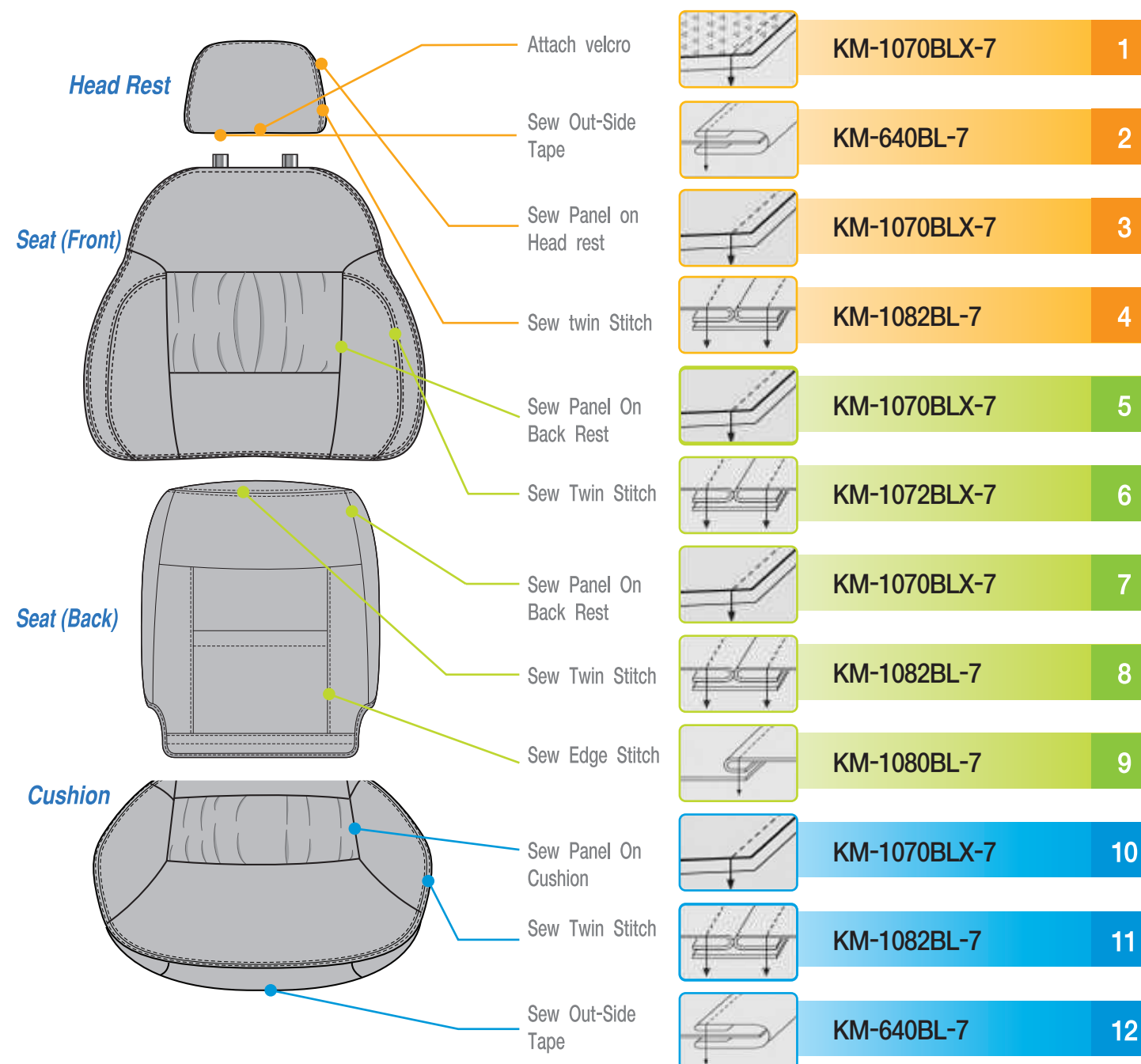
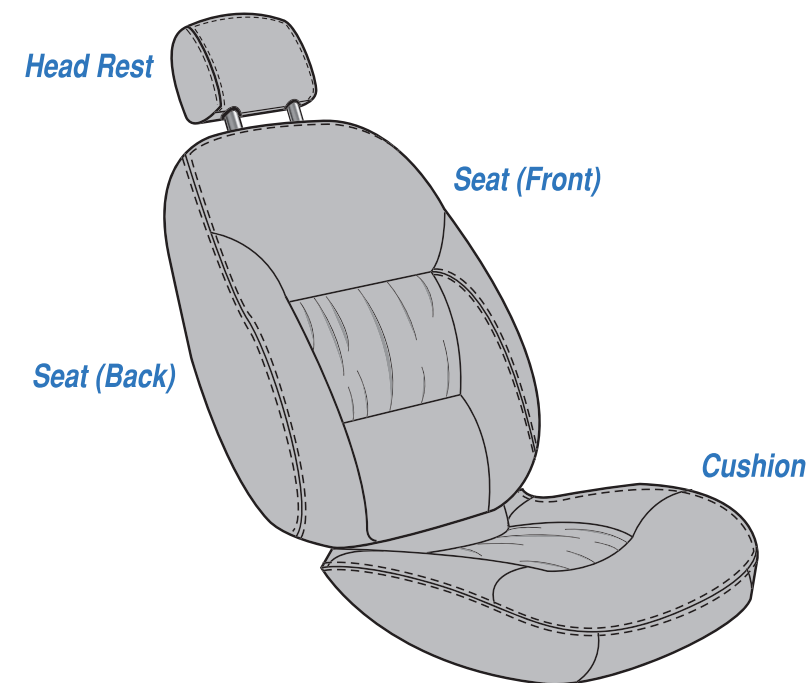
World Best Car Seat Machine



Car-Seat Specialized Team

To immediately respond to the demands of SunStar car seat sewing machine users and resolve their troubles, SunStar operates W24H, which is an A/S service team. With the car seat-dedicated business team responsible for design, production, and A/S service, SunStar will do its best to satisfy customers any time.

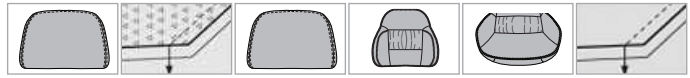
Car-Seat Process



1 3 5 7 10

KM-1070BLX-7

1-Needle Unison Feed Lock Stitch M/C



Attach Velcro Sew Panel on Head rest / Back rest / Cushion



KM-1070 / 1072 Series are optimally designed to manufacture home and car upholstery. They have enhanced power and durability.

>> Adjusting Dial For Foot Presser Lifting



There are two dials to separately adjust the lift volume of different presser feet. When there is a temporary height difference of fabric, adjustment can be easily made using the knee switch. Depending on the lift volume, sewing speed can be adjusted in the range of 2000 to 3500spm in nine steps. It is very user-friendly and enhances convenience of work.

>> Pneumatic Trimming



The reliable pneumatic trimming mechanism has enhanced trimming capability for various types of thread.

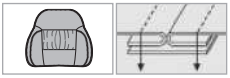
>> Specification

Automatic seam backtacking		Pneumatic System
Automatic thread trimmer		Pneumatic system
Gauge	-	3.2, 6.4, 6, 8, 10, 12, 14, 22, 3/8" (Standard : 8mm)

6

KM-1072BLX-7

2-Needle Unison Feed Lock Stitch M/C



Sew twin Stitch

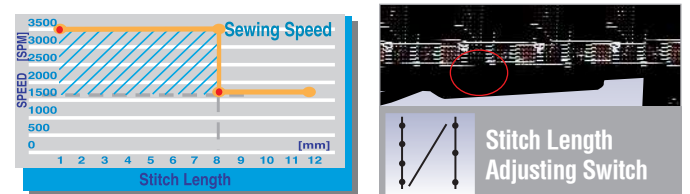


>> Hook




2.5x hook can be attached the need to replace bobbins during work is minimized, enhancing productivity.

>> Automatic Speed Control



It is possible to set different number of stitches for each of the two stitch dial. During sewing, make changes between the switches. Then the stitch length can be changed as previously set. Sewing speed is automatically adjusted in line with changed conditions. Therefore, users can conveniently conduct sewing in a stable manner in the face of various work conditions.

>> Enlarge Working Space



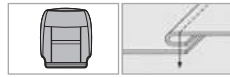
Wider working space leads to Productivity elevation

>> Specification

9

KM-1080BL-7

Post Bed, 1-Needle Unison Feed Lock Stitch M/C



Sew Edge Stitch



KM-1080 / 1082 BL Series is designed to conduct 3D sewing such as car seat covers, coverings of dashboards, and car upholstery. It is more powerful and durable.




With powerful 750W Futuna IV, best performance is guaranteed for heavy materials.



1.6x hook or 2.5x hook can be attached the need to replace bobbins during work is minimized, enhancing productivity.

>> Adjusting Dial For Foot Presser Lifting



The sewing speed can be adjusted in 9 steps from 2500spm depending on the values set by the presser foot overlap adjustment dial. The lap switch can be used for immediately carrying out sewing in case where fabric height is different. When activating the lap switch, it is possible to handle up to 7mm of fabric height difference and reduce the sewing speed to 2000spm.

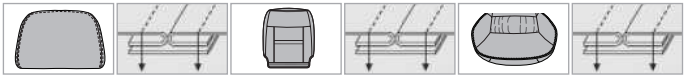
>> Specification

Automatic seam backtacking		Pneumatic System
Automatic thread trimmer		Pneumatic system
Gauge	-	6, 8, 10, 12, 14, 20 (Standard : 10mm)

2 8 11

KM-1082BL-7


Post Bed, 2-Needle Unison Feed Lock Stitch M/C



Sew twin Stitch Seat Front Sew twin Stitch Seat Back Sew twin Stitch

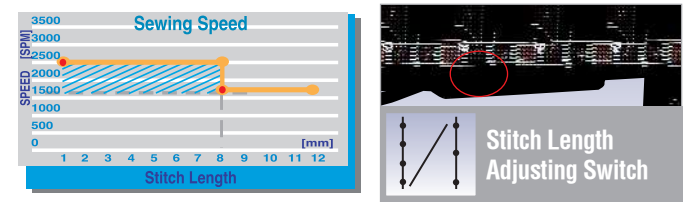


>> Enlarge Working Space



The attachment of 1.6x hook minimizes the need of frequent bobbin replacement. Thanks to 172mm POST, large work space is secured, contributing to the enhancement of productivity and convenience of work.

>> Automatic Speed Control

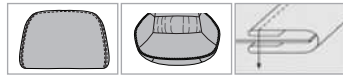


It is possible to set different number of stitches for each of the two stitch dial. During sewing, make changes between the switches. Then the stitch length can be changed as previously set. Sewing speed is automatically adjusted in line with changed conditions. Therefore, users can conveniently conduct sewing in a stable manner in the face of various work conditions.

>> Specification

KM-640BL-7

Long Arm Type, 1-Needle, Upper & Lower Feed, Lock Stitch Machine




Sew Out-Side Tape




More highly and longly extended space is not limited by the size of sewing materials, so it guarantees more efficient work.

>> Control System Of Presser Foot



Pressure dual control system of presser foot and easy regulation of ascending amount of both main presser foot and auxiliary presser foot by dial are suitable for various sewing conditions such as the work for stepped and different thickness heavy duty material. With applying reliable feed mechanism, firm stitches and best quality are guaranteed.

>> Automatic Lubrication System



Compulsory circulation type automatic oil supply system by pump enables the machine to have dignity as perfect sewing machine owing to its highly improved anti abrasion.

>> Specification

Sewing Area	335mm
Trimming Device	Provided
Motor	Servo Motor

SunStar's

KM-1060BL-7 / 1062BL-7

High Speed, Unison Feed, Lock Stitch Machine Series (1.6Fold-Capacity Hook)



>> Specification

Height of Presser Foot	9mm by Hand / 16mm by Knee (Max)	
Gauge	-	3, 4, 6, 8, 9.52, 10, 12, 20 (Standard 6mm)

KM-341BL

High Speed, 1-Needle, Upper and Lower Feed Lock Stitch Machine With Vertical Large Hook



- The fully automated lubrication system has enhanced durability.
- The lap lift is easy to install and reduce operation overload, thereby enhancing productivity.

>> Specification

Presser Foot Height	By Knee	14 mm
Needle	DP x 17 #23, DB x 1 #21(#20~#24)	

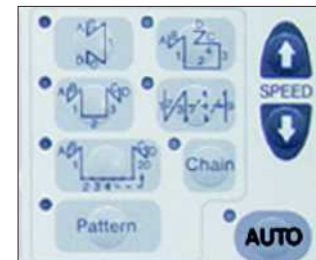
Car-Seat production Sewing Machine

KM-572BL-7 / 570BL-7

High Speed, 2-Needle, Unison Feed
Lock Stitch Machine with Automatic Thread Trimmer




>> Stable Stitch Length



An "Auto" function for steady stitch length is newly provided by installing the Fortuna AC Series III Motor that minimizes the speed change when starting and stopping sewing work.

>> Expand Working Space



By extending length of the arm bed, wider working space can be secured for improved productivity.

>> 2.5 Fold Hook




Maximizing productivity by adopting Horizon 2.5 fold Hook

>> Accurate Upper Feeding




The accurate movement of the upper feed and the feed dog can resolve puckering and slipping depending on sewing materials.

>> Air pressure auto knee-lifting device




The large pulley fitted for accurate needle location and control during the start and ending of sewing provides the highest efficiency for heavy fabric sewing, and the simple synchronizer able to separate and adjust the pulley's up/down needle stop locations individually is embedded.

>> Powerful and Stable Upper Feeding



With the block-type upper feeding structure, it displays strong power during the sewing with thickness gap and the sewing for extremely heavy materials.

>> Accurate Upper Feeding



The accurate movement of the upper feed and the feed dog can resolve puckering and slipping depending on sewing materials.

>> Multifunctional Reverse Button



The simple touch of the reverse button enables the reverse sewing and the up/down movement of the needle bar.

>> Specification

Needle Gauge	Standard : 6.4, Special : 3.2, 4, 4.8, 8, 9.5, 12.7, 16, 19, 25.4
Lubrication	Automatic Lubrication System